

Polling - War Memorial development

May 2021

Key results

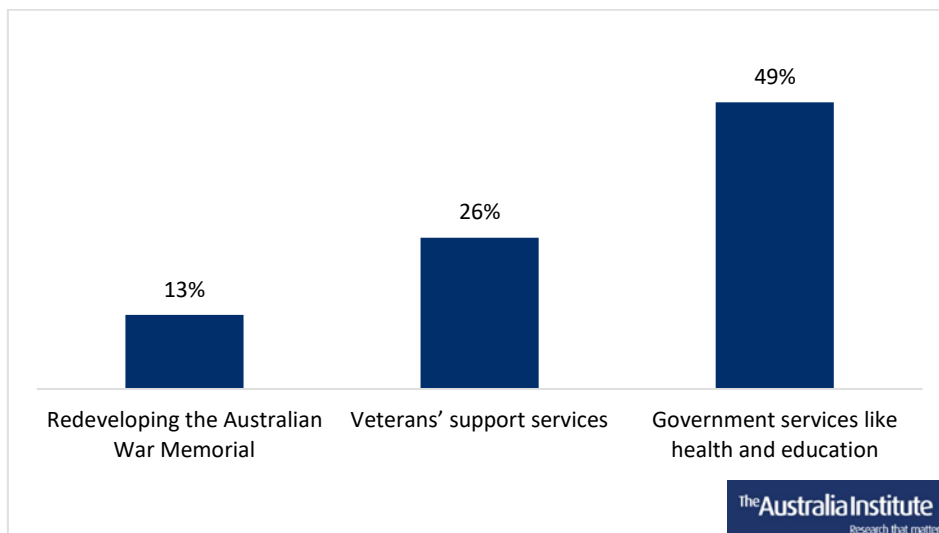
The Australia Institute surveyed a nationally representative sample of 1,006 Australians about the proposed \$500 million redevelopment of the Australian War Memorial in Canberra.

The Memorial's redevelopment will include a southern entrance refurbishment of the main building, a new Anzac Hall connected to the main building, an extension to the Bean Building to establish a research centre, and public space improvements.

Respondents were asked what they would prefer the money to be spent on:

- One in two (49%) Australians would prefer the money to be spent on services like health and education, including 41% of Coalition and 56% of Labor voters.
- One in four (26%) Australians would prefer the money to be spent on veterans' support services.
- 13% of Australians would prefer the funds to be spent on the redevelopment of the Australian War Memorial.

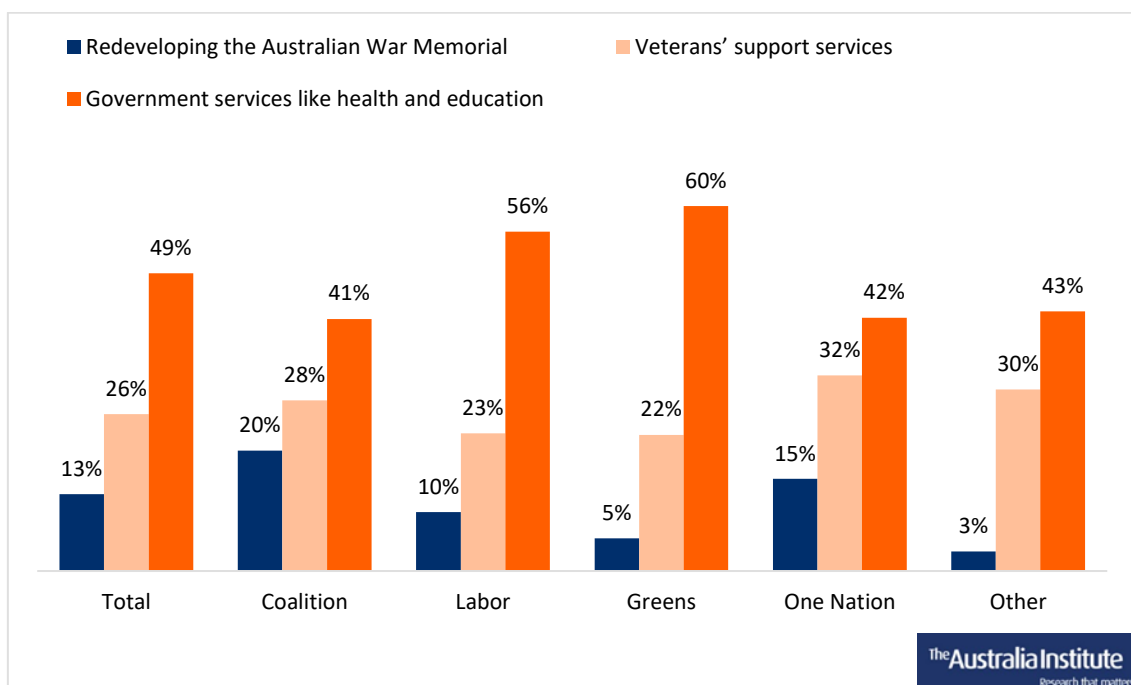
Figure 1: Preference for war memorial spending on alternative projects



Spending the money on services like health and education is the most popular preference across all voting intentions. Between 41% and 60% of Coalition, Labor, Greens, One Nation and Other voters would prefer the money be spent on Government services like health and education.

Support for spending the \$500 million on the intended War Memorial redevelopment is highest amongst Coalition voters, with one in five (20%) supporting the redevelopment spending. One in ten (10%) of Labor voters prefer the money be spent on the redevelopment, along with 15% of One Nation Voters, 5% of Greens voters and 3% of Other voters.

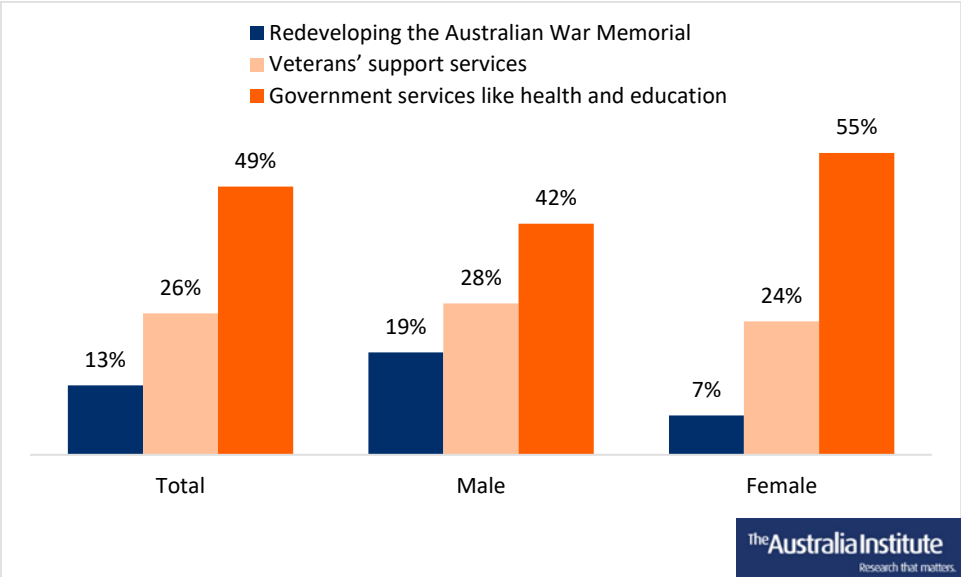
Figure 2: Preference for war memorial spending on alternative projects, by voting intention



Support for spending the money on the War Memorial redevelopment is higher amongst men, with one in five (19%) men preferring the redevelopment spending over other options, compared with 7% support amongst women.

42% of men and 55% of women preferred the money be spent on government services like health and education.

Figure 3: Preference for war memorial spending on alternative projects, by gender



Method

The Australia Institute surveyed 1,006 people on 19 to 21 May 2021, online through Dynata's Rapid Results polling, with nationally representative samples by gender, age and region.

The margin of error (95% confidence level) for the national results is 3%.

Results are shown only for larger states.

Voting crosstabs show voting intentions for the House of Representatives. Those who were undecided were asked which way they were leaning; these leanings are included in voting intention crosstabs. "Coalition" includes separate responses for Liberal and National. "Other" refers to Independent/Other.

Detailed results

The Government announced that it will spend \$500 million redeveloping the Australian War Memorial in Canberra. The Memorial's redevelopment will include a southern entrance refurbishment of the main building, a new Anzac Hall connected to the main building, an extension to the Bean Building to establish a research centre, and public space improvements.

What would you prefer the government to spend this money on?

	<i>Total</i>	Male	Female	NSW	VIC	QLD	WA
Redeveloping the Australian War Memorial	13%	19%	7%	15%	11%	9%	13%
Veterans' support services	26%	28%	24%	22%	25%	33%	29%
Government services like health and education	49%	42%	55%	49%	51%	47%	44%
Don't know/Not sure	13%	12%	14%	13%	13%	10%	15%

	<i>Total</i>	18-29	30-39	40-49	50-59	60+
Redeveloping the Australian War Memorial	13%	16%	14%	13%	10%	10%
Veterans' support services	26%	25%	22%	21%	32%	30%
Government services like health and education	49%	45%	50%	54%	43%	51%
Don't know/Not sure	13%	14%	15%	12%	15%	9%

	<i>Total</i>	Coalition	Labor	Greens	One Nation	Other
Redeveloping the Australian War Memorial	13%	20%	10%	5%	15%	3%
Veterans' support services	26%	28%	23%	22%	32%	30%
Government services like health and education	49%	41%	56%	60%	42%	43%
Don't know/Not sure	13%	11%	12%	13%	11%	24%